



# ST. LAWRENCE HIGH SCHOOL

27, BALLYGUNGE CIRCULAR ROAD, KOLKATA- 700019



Session Plan/ Syllabus Coverage for the Academic Year 2026-2027

Subject: Social Studies Term: First Term

Name of the Subject Co-ordinator: Trishna Barua

Name of the Book: Inspired Environmental Studies

No. of Working Days: 81

No. of Periods Available: 31

Class: I

Sections: A, B & C

MONTH	NO. OF PERIODS	LESSONS	TOPICS COVERED	CLASS WORK	TEACHING AIDS
April	5	<u>First Term Begins</u> Lesson 2: More About Me  Lesson 3: My Body	<ul style="list-style-type: none"> <li>Likes &amp; Dislikes</li> <li>Hobbies</li> <li>Feelings</li> <li>Parts of the body</li> <li>How do parts of the body help us?</li> <li>We are different from each other</li> </ul>	<p>Explanation of the lesson, (Pg. No.6) Exercise A &amp; B, Questions and answers from the lesson, fill in the blanks, true and false</p> <p>Explanation of the lesson, (Pg. No.10) Exercise A, (Pg. No.11) Exercise B</p> <p>Questions and answers from the lesson, fill in the blanks, true and false</p>	<p>Students will bring an object, which will represent their hobby &amp; they will speak about it.</p> <p>Students will be asked to show their body parts and asked to show the usage of their body parts.</p>
May	4	Lesson 4: My Senses  Lesson 5: My family, Neighbours and Friends	<ul style="list-style-type: none"> <li>What are sense organs?</li> <li>How do sense organs help us?</li> <li>People in my family</li> <li>Kinds of Families</li> <li>Family tree</li> </ul>	<p>Explanation of the lesson, (Pg. No. 15) Exercise A, B &amp; C: Answer the following questions, True or false from the lesson</p> <p>Explanation of the lesson</p>	<p>Students will show the uses of their sense organs.</p> <p>Students will be asked their friends name and how they help them.</p>
June	5	Lesson 5: My family, Neighbours and Friends (continued)  Lesson 7: Food we eat	<ul style="list-style-type: none"> <li>My Neighbours and Friends</li> <li>Food from plants</li> <li>Food from animals</li> <li>Meals that we eat</li> <li>Festivals and Food</li> </ul>	<p>(Pg. No.21) Exercise A, B &amp; C</p> <p>Questions and answers from the lesson, fill in the blanks and true and false</p> <p>Explanation of the lesson, (Pg. No.31) Exercise A&amp;B (Pg.No.32) Exercise C</p> <p>Questions and answers from the lesson fill in the blanks and true and false</p>	<p>Students will be asked to show their family photo and introduce them to their friends.</p> <p>Students will paste pictures of the food that they eat for breakfast, lunch and dinner.</p>
July	8	Lesson 8: Clothing  Lesson 9: Houses we live in  Lesson 10: A Clean and Beautiful House	<ul style="list-style-type: none"> <li>Clothes that my family wears</li> <li>Clothes and the seasons</li> <li>Other kinds of clothes</li> <li>Taking care of our clothes</li> <li>Types of Houses</li> <li>Special Houses</li> <li>Rooms in a house</li> <li>Keeping your house clean</li> <li>Decorating your house</li> </ul>	<p>Explanation of the lesson, (Pg No.37) Exercise A,B &amp;C, Questions and answers from the lesson fill in the blanks and true and false</p> <p>Explanation of the lesson, (Pg. No 41) Exercise A,B&amp;C</p> <p>Questions and answers from the lesson</p> <p>Explanation of the lesson, (Pg No 46) Exercise A &amp; B</p> <p>Questions and answers from the lesson &amp; , fill in the blanks</p>	<p>Students will bring seasonal clothes to class as example.</p> <p>Students will bring cut outs of different Houses and speak about them and also draw in their copies.</p> <p>Students will be asked what are used to keep the house clean and bring a few decorations that are used on special occasions.</p>

Teachers are requested to prepare a LESSON PLANS for each Topic month wise.

Kindly mention the chapters included for Terminal Examinations.

Signature of the Co-Teachers: 1. 2.

Submitted on 05.05.26

Academic Co-ordinator:

PRINCIPAL

VICE PRINCIPAL



# ST. LAWRENCE HIGH SCHOOL

27, BALLYGUNGE CIRCULAR ROAD, KOLKATA- 700019

Session Plan/ Syllabus Coverage for the Academic Year 2026-2027



Subject: Social Studies Term: Second Term Name of the Subject Co-ordinator: Trishna Barua

Name of the Book: Inspired

## Environmental Studies

No. of Working Days: 83

No. of Periods Available: 33

Class: I

Sections: A, B & C

MONTH	NO. OF PERIODS	LESSONS	TOPICS COVERED	CLASS WORK	TEACHING AIDS
August	8	Lesson 11: Keeping Clean and Healthy  Lesson 13: Places in my neighborhood  Revision of the First Term Syllabus Lesson No. 2, 3, 4, 5, 7, 8, 9, 10, 11 & 13	<ul style="list-style-type: none"> <li>Keep your body clean</li> <li>Follow healthy eating habits</li> <li>Keep active and fit</li> <li>Places in my neighborhood</li> <li>Taking care of public places</li> </ul> Revision of the First Term Syllabus Lesson No. 2, 3, 4, 5, 7, 8, 9, 10, 11 & 13	Explanation of the lesson, (Pg. No. 51) Exercise A, B & C Questions and answers from the lesson fill in the blanks and true and false  Explanation of the lesson, (Pg No. 60) Exercise A, B & C Questions and answers from the lesson Revision of the First Term Syllabus Lesson No. 2, 3, 4, 5, 7, 8, 9, 10, 11 & 13	Students will share how they help their parents to keep their house and surrounding clean.  Students will draw or paste picture of places in their neighbourhood.
September	1  3	Revision of the First Term Syllabus Lesson No. 2, 3, 4, 5, 7, 8, 9, 10, 11 & 13 First Term Examination  <u>Second Term Begins</u>	Revision of the First Term Syllabus Lesson No. 2, 3, 4, 5, 7, 8, 9, 10, 11 First Term Examination	Revision of the First Term Syllabus Lesson No. 2, 3, 4, 5, 7, 8, 9, 10, 11 & 13 First Term Examination	
October	5	Lesson 12: Keeping Safe  Lesson 14: People who help us	<ul style="list-style-type: none"> <li>Safety at Home, Safety on the road</li> <li>Good touch and Bad touch</li> <li>People Who Help Us</li> </ul>	Explanation of the lesson, (Pg No 56) Exercise A, B & C Questions and answers from the lesson fill in the blanks and true and false  Explanation of the lesson, (Pg No 64), Exercise A, B & Picture study, Questions and answers from the lesson	Students will draw and colour the traffic lights using red, green and orange.  Students will draw or paste picture of people who help us.
November	8	Lesson 15: Plants  Lesson 16: Animals	Types of Plants <ul style="list-style-type: none"> <li>Uses of Plants</li> <li>Big and small animals</li> <li>Where do animals live?</li> <li>Body Parts of animals</li> <li>Wild animals, Domestic animals and pets</li> <li>Sound animals make</li> </ul>	Explanation of the lesson, (Pg No. 69) Exercise A, B & C (Pg No. 70) Picture study, fill in the blanks from the lesson  Explanation of the lesson (Pg No: 74) Exercise A, (Pg. No. 75) Exercise B, C & Picture study, Questions and answers from the lesson fill in the blanks and true and false	Students will show a real plant and name the parts of the plant, and will show four things we get from plants.  Students will be asked to imitate animal sounds.

Teachers are requested to prepare a LESSON PLANS for each Topic month wise.

Kindly mention the chapters included for Terminal Examinations

Signature of the Co-Teachers: 1. 2.

Submitted on: 05.05.26

Academic Co-ordinator:

PRINCIPAL

VICE PRINCIPAL



FOR GOD AND COUNTRY



# ST. LAWRENCE HIGH SCHOOL

27, BALLYGUNGE CIRCULAR ROAD, KOLKATA- 700019

Session Plan/ Syllabus Coverage for the Academic Year 2026-2027

Subject: Social Studies Term: Second Term

Name of the Subject Co-ordinator: Trishna Barua

Name of the Book: Inspired Environmental Studies

No. of Working Days: 83

No. of Periods Available: 33



Class: I

Sections: A, B & C


MONTH	NO. OF PERIODS	LESSONS	TOPICS COVERED	CLASS WORK	TEACHING AIDS
December	6	<p><b>Lesson 17: Water &amp; It's Uses</b></p> <p><b>Lesson 19: Air</b></p>	<ul style="list-style-type: none"> <li>• Uses of water</li> <li>• Where do we get water from?</li> <li>• What is Air?</li> <li>• Uses of Air</li> <li>• Polluted Air</li> <li>• Keeping Air clean</li> </ul>	<p>Explanation of the lesson,( Pg. No. 79) Exercise A,B&amp;C, (Pg no. 80) Picture study, Questions and answers from the lesson fill in the blanks and true and false</p> <p>Explanation of the lesson, (Pg no. 88) Exercise A,B&amp;C, (Pg. no. 89) Picture study, Questions and answers from the lesson&amp;fill in the blanks and true and false</p>	<p>Students will collect pictures of the sources of water and paste it in their classwork notebook– Students will speak on the importance of water.</p> <p>Students will show pictures of the uses of air and speak on the following.</p>
January	7	<p><b>Lesson 20: Transport</b></p> <p><b>Lesson 21: Communication</b></p> <p><b>Lesson:22 : The World Around Us</b></p> <p><b>Lesson:22 : The World Around Us</b></p>	<ul style="list-style-type: none"> <li>• Emergency vehicles</li> <li>• Using transport properly</li> <li>• Communication</li> <li>• The Sun, Moon, Stars and sky</li> <li>• Different Times of the year</li> <li>• Different Times of the year</li> </ul>	<p>Explanation of the lesson, (Pg. No.92) Exercise A, B &amp; Picture study. Questions and answers from the lesson fill in the blanks and true and false</p> <p>Explanation of the lesson, (Pg. No.96) Exercise A, B &amp; Picture study</p> <p>Questions and answers from the lesson</p> <p>Explanation of the lesson, (Pg. No.100) Exercise A, B &amp; Picture study fill in the blanks and true and false</p> <p>Questions and answers from the lesson</p>	<p>Students will collect pictures of the different modes of transport and paste it in their class work notebook– bus, cars, ambulance, ship.</p> <p>Students will bring pictures of different communication and speak about it.</p> <p>Students will show pictures of different seasons and speak on them.</p>
February	4	<p><b>Revision of the Second Term Syllabus</b></p> <p>Lesson No. 12, 14, 15, 16, 17,19,20,21 &amp;22</p> <p><b>Second Term Examination</b></p>	<p><b>Revision of the Second Term Syllabus</b></p> <p>Lesson No. 12, 14, 15, 16, 17,19,20,21 &amp;22</p> <p><b>Second Term Examination</b></p>	<p>Questions and answers from the lesson</p> <p><b>Revision of the Second Term Syllabus</b></p> <p>Lesson No. 12, 14, 15, 16, 17,19,20,21 &amp;22</p> <p><b>Second Term Examination</b></p>	
March					


Teachers are requested to prepare a LESSON PLANS for each Topic month wise.

Kindly mention the chapters included for Terminal Examinations.

Signature of the Co-Teachers: 1.  2. 

Submitted on: 05.05.26

Academic Co-ordinator: 

PRINCIPAL 

VICE PRINCIPAL 