



ST. LAWRENCE HIGH SCHOOL

A JESUIT CHRISTIAN MINORITY INSTITUTION

27, BALLYGUNGE CIRCULAR ROAD

2ND TERM – 2020

WORKSHEET 28

TOPIC: MONEY, MENTAL MATHS AND WRITE IN WORDS



SUB: ARITHMETIC

CLASS: 1

DATE: 25.06.2020

Learn the following number names:

HTO

1. 626 - Six hundred and twenty six
2. 627 - Six hundred and twenty seven.
3. 628 - Six hundred and twenty eight.
4. 629 - Six hundred and twenty nine.
5. 630 - Six hundred and thirty.
6. 631 - Six hundred and thirty one.
7. 632 - Six hundred and thirty two.
8. 633 - Six hundred and thirty three.
9. 634 - Six hundred and thirty four.
10. 635 - Six hundred and thirty five.
11. 636 - Six hundred and thirty six.
12. 637 - Six hundred and thirty seven.
13. 638 - Six hundred and thirty eight.

HTO

14. 639 - Six hundred and thirty nine.
15. 640 - Six hundred and forty.
16. 641 - Six hundred and forty one.
17. 642 - Six hundred and forty two.
18. 643 - Six hundred and forty three.
19. 644 - Six hundred and forty four.
20. 645 - Six hundred and forty five.
21. 646 - Six hundred and forty six.
22. 647 - Six hundred and forty seven.
23. 648 - Six hundred and forty eight.
24. 649 - Six hundred and forty nine.
25. 650 - Six hundred and fifty.

MONEY

We use money to buy things. The money that we use are coins and notes.

INDIAN COINS



50 paise



1 rupee



2 rupees



5 rupees



10 rupees

We call coins paise. 50 paise is also written as 50 p. 100 paise is equal to 1 rupee.

INDIAN NOTES



5 rupees is written as ₹ 5

10 rupees is written as ₹ 10

20 rupees is written as ₹ 20

50 rupees is written as ₹ 50 100 rupees is written as ₹ 100

The symbol used for rupee is ₹

Counting Money

Counting coins of the same value.



When counting notes or coins of different values, start with the highest value note or coins.











= ₹ 35

1. Write the following numbers in words:







HTO

- a) 628 - _____
- b) 637 - _____
- c) 644 - _____
- d) 646 - _____

2. Tick the coins which will equal the price for each object.

- a)  ₹ 5   
- b)  ₹ 7   
- c)  ₹ 20   
- d)  ₹ 10   

3. Count the money and write the cost of each item.

- a)    ₹ _____
- b)    ₹ _____

c)

4. Fill in the blanks. (4a) is done for you.

- a) Two rupees have 2 1 – rupee coins.
b) Eight rupees have _____ 2 – rupee coins.
c) Five rupees have _____ 1 – rupee coins.
d) Ten rupees have _____ 5 – rupee coins.
e) Six rupees have _____ 2 – rupee coins.
-

5. Write the number for each number name.

H T O

- a) Two hundred and fifty four = _____
b) Five hundred and twenty six = _____
c) Three hundred and thirteen = _____
d) Four hundred and fifty = _____
e) Six hundred and eighteen = _____

Ms. Lucy K. Gomes