



ST. LAWRENCE HIGH SCHOOL

A JESUIT CHRISTIAN MINORITY INSTITUTION



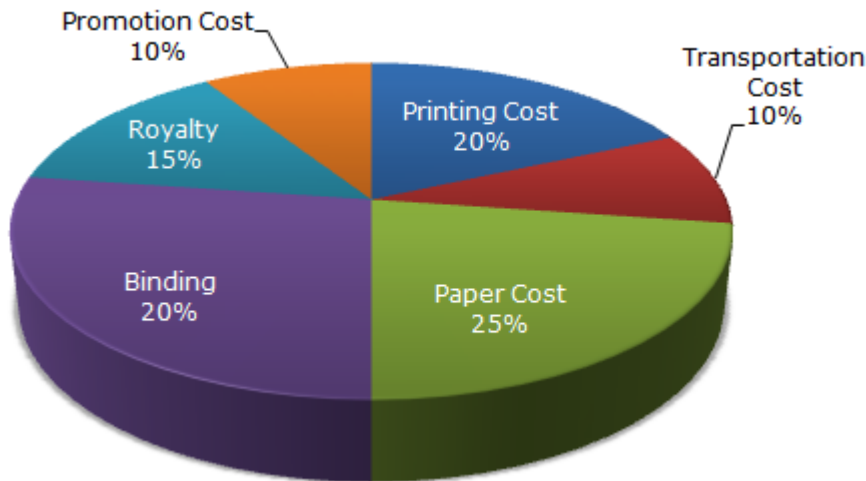
Sub: Arithmetic
Duration: 40 min

Class: 7
Worksheet 24
PIE CHARTS

Date: 16.05.20
Full Marks: 15

Choose the Correct options:

Q (1-9) The following pie-chart shows the percentage distribution of the expenditure incurred in publishing a book. Study the pie-chart and the answer the questions based on it.



Various Expenditures (in percentage) Incurred in Publishing a Book

1. If for a certain quantity of books, the publisher has to pay Rs. 30,600 as printing cost, then what will be amount of royalty to be paid for these books?
A. Rs. 19,450
B. Rs. 21,200
C. Rs. 22,950
D. Rs. 26,150
2. What is the central angle of the sector corresponding to the expenditure incurred on Royalty?
A. 15°
B. 24°
C. 54°
D. 48°
3. The price of the book is marked 20% above the C.P. If the marked price of the book is Rs. 180, then what is the cost of the paper used in a single copy of the book?
A. Rs. 36
B. Rs. 37.50
C. Rs. 42
D. Rs. 44.25
4. If 5500 copies are published and the transportation cost on them amounts to Rs. 82500, then what should be the selling price of the book so that the publisher can earn a profit of 25%?
A. Rs. 187.50
B. Rs. 191.50
C. Rs. 175
D. Rs. 180
5. Royalty on the book is less than the printing cost by:

- A. 5%
- B. $33\frac{1}{5}$ %
- C. 20%
- D. 25%

6. If the difference between the two expenditures are represented by 18° in the pie-chart, then these expenditures possibly are

- A. Binding Cost and Promotion Cost
- B. Paper Cost and Royalty
- C. Binding Cost and Printing Cost
- D. Paper Cost and Printing Cost

7. For an edition of 12,500 copies, the amount of Royalty paid by the publisher is Rs. 2,81,250. What should be the selling price of the book if the publisher desires a profit of 5%?

- A. Rs. 152.50
- B. Rs. 157.50
- C. Rs. 162.50
- D. Rs. 167.50

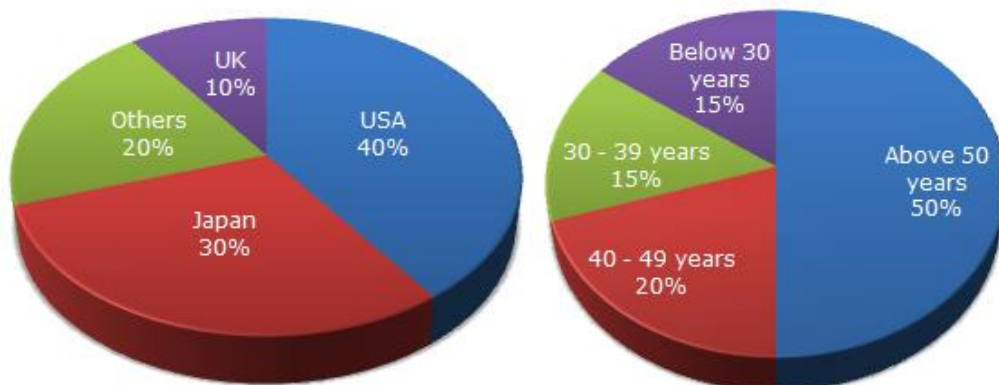
8. If for an edition of the book, the cost of paper is Rs. 56250, then find the promotion cost for this edition.

- A. Rs. 20,000
- B. Rs. 22,500
- C. Rs. 25,500
- D. Rs. 28,125

9. Which two expenditures together have central angle of 108° ?

- A. Biding Cost and Transportation Cost
- B. Printing Cost and Paper Cost
- C. Royalty and Promotion Cost
- D. Binding Cost and Paper Cost

Q (10-12) The following pie charts exhibit the distribution of the overseas tourist traffic from India. The two charts shows the tourist distribution by country and the age profiles of the tourists respectively.



Distribution of Overseas Tourist Traffic from India

10. What percentage of Indian tourist went to either USA or UK ?

- A. 40 %
- B. 50 %
- C. 60 %
- D. 70 %

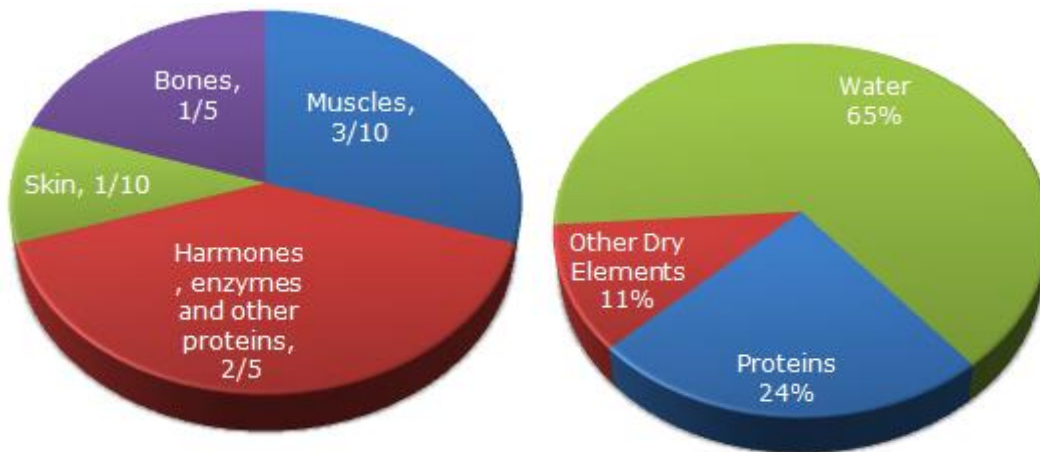
11. The ratio of the number of Indian tourists that went to USA to the number of Indian tourists who were below 30 years of age is ?

- A. 2:1
- B. 8:3
- C. 3:8
- D. Cannot be determined

12. If amongst other countries, Switzerland accounted for 25% of the Indian tourist traffic, and it is known from official Swiss records that a total of 25 lakh Indian tourists had gone to Switzerland during the year, then find the number of 30-39 year old Indian tourists who went abroad in that year ?

- A. 18.75 lakh
- B. 25 lakh
- C. 50 lakh
- D. 75 lakh

Q (13-15) The following pie chart give the information about the distribution of weight in the human body according to different kinds of components. Study the pie charts and answer the question.



Distribution of Weight in Human Body

13. What percentage of proteins of the human body is equivalent to the weight of its skin ?

- A. 41.66 %
- B. 43.33 %
- C. 44.44 %
- D. Cannot be determined

14. How much of the human body is neither made of bones or skin ?

- A. 40 %
- B. 50 %
- C. 60 %
- D. 70 %

15. What is the ratio of the distribution of proteins in the muscles to that of the distribution of proteins in the bones ?

- A. 2:1
- B. 2:3
- C. 3:2
- D. Cannot be determined