

# 4

## The Internet—An Introduction

### Learning Objectives



In this chapter, you will be learning about:

- The Internet
- Advantages of the Internet
- Disadvantages of the Internet
- Some common terms related to the Internet
- Opening a website
- Netiquettes
- Internet safety tips
- Responsibilities of a good digital citizen
- Uses of the Internet


### WHAT IS THE INTERNET

In the word Internet, 'Inter' comes from the word 'international' and 'net' refers to a computer network. A computer network means computers connected to each other through telephone wires, satellites or through other means. Therefore, the Internet is a communication system that connects computers and computer networks all over the world. We can also define the **Internet** as a global network of computers. The computer users commonly refer to the Internet as the 'Net'.

### Who Owns the Internet

No single person or organisation owns the Internet. However, there are some international organisations that govern the working of the Internet. These are the

1. Internet Research Task Force (IRTF)
2. Internet Engineering Task Force (IETF)
3. Internet Activities Board (IAB)



### Fact Byte







The Internet was initially used by the military and academic institutions, but now it is used by the common man for different purposes.

## Fact Byte

To connect your computer to the Internet, you need a subscription with an ISP (Internet Service Provider) for which you pay a monthly rent. Some popular ISP companies in India are the BSNL, Tata Indicom, Airtel, Reliance, MTNL and Vodafone.

## ADVANTAGES OF THE INTERNET

In today's world, we depend on the Internet a lot. It is because it has many advantages. Almost everything is available on the Internet.

- **Instant messages:** We can send instant messages using email through the Internet. Along with text, we can also send pictures, videos, songs or any other music in a few seconds through the Internet. 
- **Source of entertainment:** The Internet is a source of unlimited entertainment. We can play games, listen to music and watch cartoons/movies on the Internet. 
- **Any information:** We can get information on anything through various websites on the Internet. For example, if we want to travel abroad, we can find information on the places of interest, the climate of those places and much more to make our travel safe and enjoyable. 
- **Online shopping:** We can buy books, clothes, shoes, gadgets—almost anything—sitting at our home with the help of the Internet. The advantage here is that we can search from a variety of things and also check prices before we order. It saves our time and money too. 
- **Transferring money:** We can transfer money to a friend or a relative anywhere in the world in just a few minutes through Internet banking. 
- **Latest news:** Using the Internet, we can get the latest news about any place, event or personality anytime of the day. 



## DISADVANTAGES OF THE INTERNET

There are some disadvantages of the Internet as well. Let us know about a few of them.

- **Computer Virus:** You must have heard of the term 'virus' in the field of computers. Viruses are harmful computer programs that can enter the computer system through the Internet or through any internet device. It may harm the computer and the data stored there. We should always use a good quality of Antivirus software to protect our computer from such viruses.
- **Stealing of personal information:** These days, we do a lot of online transactions through the Internet. For example, ordering food, buying items of daily use and transferring money. We enter our personal information like our name, address and debit or credit card number with the password. However, there are chances that this information can be stolen and misused by someone. We should be very careful while doing these transactions and follow instructions of the website carefully. Never ever reveal passwords to anybody.
- **Unreliable websites:** Not all websites on the Internet are worth accessing as their content is not good. Always be sure about the website which you want to access. You can consult your teacher and parents.
- **Tempting emails:** Sometimes, you might receive an email saying that you have won crores of rupees and it may ask you to enter your bank details. Never do that as such emails are fraudulent and you might lose your money or important credentials.

## SOME COMMON INTERNET TERMS

### Web Page

A **web page** is a document of the information available on the Internet. It is created using HTML (HyperText Markup Language). The information can be in the form of text, illustrations, photographs, animations, movies, sounds, etc.

### Home Page

Every website has a main page (opening page or first page) called its **Home page**. It is the first web page that opens when you open a website.

### World Wide Web (WWW)

The set of all the web pages on the Internet make up the **World Wide Web** or simply the **Web**. These web pages together make a web of information that anyone in the world can access.



## Fact Byte

The address of a website is called its URL (Uniform Resource Locator). No two websites can have the same URL.

## Website

A collection of related web pages is known as a **website**. Every website has its own identity called its **website address**. Type the website address of your favourite site in any Internet browser and the website will open.

## Web Browser

A **web browser** is a special software that helps you to browse the Internet. In other words, the websites open in and work through a web browser. Some of the popular web browsers are Mozilla Firefox, Google Chrome, Internet Explorer, etc.

You can select a home page for your web browser by changing its default settings.

## Fact Byte

Google Chrome is a web browser developed by Google. It was released for Microsoft Windows on September 2, 2008. It has been the most widely used web browser since then.

## Search Engine

You can get information about anything using a **search engine** on the Internet. A search engine is a computer program that searches information on the World Wide Web or the Internet by looking for words or a set of words which you have typed there. The information you receive may appear in the form of web pages, images, data or other types of files. Some examples of popular search engines are Google.com, Yahoo.com, Ask.com and Altavista.com.

## Test Yourself

Name the following.

1. Global network of computers
2. Set of web pages
3. Main page of a website
4. Special software used for browsing the Internet
5. Collection of related web pages

---

---

---

---

---



## OPENING A WEBSITE

You can access the Internet by using any web browser. Let us learn how to use the Internet through Mozilla Firefox, which is a very popular web browser.

The steps to start Mozilla Firefox are as follows:

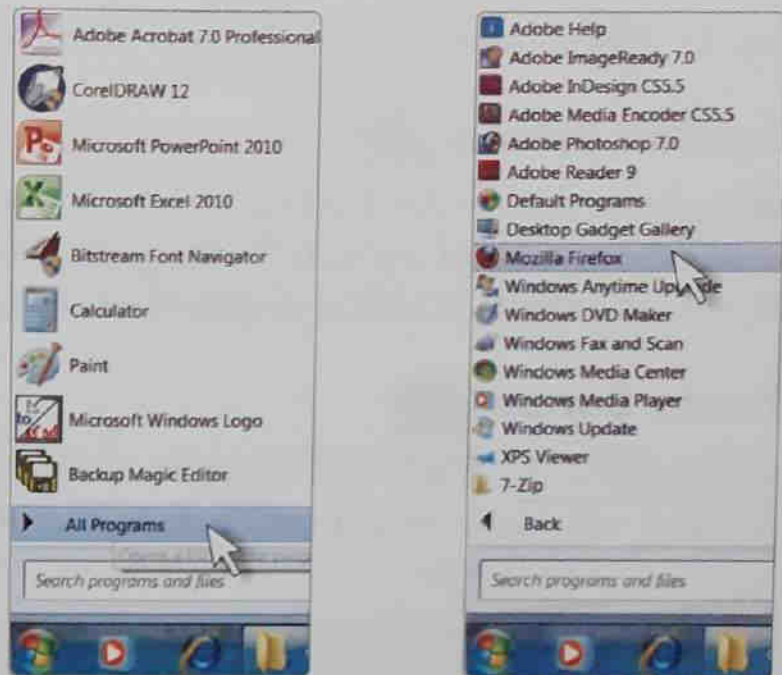
**Step 1:** Click on **Start** button.

**Step 2:** Click on **All Programs**.

**Step 3:** Click on **Mozilla Firefox** (Fig. 1).

OR

You may find the icon of the web browser, Mozilla Firefox, on the Desktop or even on the Taskbar of the Desktop. Just click on it.



**Fig. 1:** Starting Mozilla Firefox

**Step 4:** Enter the website address or the URL in the address bar. For example, [www.google.com](http://www.google.com).



Mozilla Firefox opens just like any other software window. The various components of the Mozilla Firefox window are Title bar, Menu bar and Navigation toolbar (or Address bar).



**Fig. 2:** Parts of Mozilla Firefox window

Let us now explore some of the common tools present on the Toolbar of a web browser.

## Backward and Forward Buttons

Backward button  is used to go back to the previous web page while the forward button  is used to go to the next web page.

## Refresh Button

When you click on this button, it reloads a fresh copy of the web page you are working on. It helps you when you get an error message while opening a web page. The location of this button depends on the browser you are using.

## Home Button

When you click on this button, you will automatically reach the default home page set on your web browser. Do not confuse it with the home page of a website.

### Fact Byte

The internal system of the computer gives a self-generated warning like **the file you are opening is harmful to your computer**. Take these warnings seriously and avoid using such links.

### Test Yourself

Find at least three websites that work as a search engine.  
One such search engine is [www.google.com](http://www.google.com).

1. \_\_\_\_\_
2. \_\_\_\_\_
3. \_\_\_\_\_

## NETIQUETTE

Netiquette is made up from two words, that is, 'network' and 'etiquette'. It means a set of rules that we should follow while using the Internet. Here are some of the dos and don'ts we need to always remember while using the Internet:





- Avoid giving information like home address, school name and photograph through public messaging services, such as chat or bulletin boards.
- When you interact with someone online, make sure that you trust the person before giving personal information. Avoid revealing your name if not necessary.
- Refrain from responding to emails from unknown people.
- Do not click on links or URLs that seem to be suspicious.
- Since we cannot see or hear our cyber pals, they may not be who they present themselves to be.
- Check your email message twice before sending it and avoid using ALL CAPS in the message. ALL CAPS sounds like you are shouting at the recipient.

## INTERNET SAFETY TIPS

You should always use the Internet under the supervision of your parents and teachers. This reduces the potential risks of being online.

- It is advisable to work under the guidance of your teachers or parents.
- Be aware of the services you use.
- If not necessary, avoid working for long hours on the Internet. It may not be good for your health.
- There is no such thing as 'private' on the Internet. You may think it is, but it is not true. People can find anything they want. So be careful!
- Do not download content without your parents' permission as many sites have viruses that will damage your computer. Some sites also have very inappropriate content.

## RESPONSIBILITIES OF A GOOD DIGITAL CITIZEN

One may be a safe Internet user but being a good digital citizen means more than that. It means to be responsible, alert and having respect not only for yourself but for others also. When we are online, we use websites, apps and social networking sites. We become 'citizens' of online communities. We have to follow some rules to become good digital citizens. Here are some dos and don'ts.

### Dos for being a good digital citizen

- **Stay alert:** If you are online and notice something harmful, bring it to the notice of an adult immediately.
- **Follow the rules:** When you are using a social website, be aware of its rules and guidelines and follow the same.



- **Be safe:** To stay safe while online, it is a must that you never share any personal information like address and passwords with someone you do not know.
- **Respect others if you want them to respect you:** You know that you should be polite, respect other people's sentiments, keep your promises, etc. The same applies when you are online. You must be positive in your comments and say thank you if someone has helped you.

## Don'ts for being a good digital citizen

- **Do not share:** Never share someone's content without their permission. You will also feel bad if someone shares a story written by you without your permission. Never open anybody's computer or copy anything like a picture or a song without asking them.
- **Do not spend too much time online:** Though Internet is a source of endless information and entertainment, we must not forget that we learn a lot from face-to-face meetings and interactions with people, too. So, we should limit the time we spend on the Internet.
- **Do not be convinced by everything you read online:** Many things online may not be true. So, do not believe or share something without verifying the truth.



## USES OF THE INTERNET

The Internet can be used for performing various tasks. Some of them are mentioned below.

### Email

An email is a message sent and received electronically by computers, mobile phones and other portable devices connected to the Internet.

### Social Networking Sites

These sites help people of similar interests to discuss common issues. You must have heard of Facebook and Myspace on the Internet where you can interact with your family members and friends no matter which part of the world they are in.



## Gathering Information

The Internet is a huge repository of information. There is a huge amount of information available on the Internet on just about every subject, for example, pets, TV shows, movies, games and books.

## Services

The Internet offers a helping hand by providing various services online such as paying bills, finding a job and making hotel reservations. Most schools have their websites these days.

## Buying or Selling Products

The Internet provides online shopping options. A large variety of items starting from clothes, accessories and much more can be ordered via the Internet. Through the internet, one can buy or sell products all over the world.



One has to be very cautious and use credit cards wisely, especially, while making a transaction on the Internet.



- ♦ The Internet is a communication system connecting computers and computer networks all over the world.
- ♦ A 'screen' of information available on the Internet is called a web page. A collection of related web pages is called a website. The set of web pages on the Internet is called the World Wide Web (WWW).
- ♦ In order to browse the Internet, we need a special software called the web browser.
- ♦ The first web page that opens when we open a website is called its Home page.
- ♦ The Internet is like a virtual magic box of information.
- ♦ Besides helping us search for information, the Internet helps us with many services, such as paying bills, online shopping and making hotel reservations.
- ♦ It is advisable to use the Internet under the guidance of your teachers or parents.
- ♦ Never share your personal details with anyone on the Internet.



## A. Tick (✓) the correct option.

- The full form of WWW is
  - World Wide Web
  - World Wide Federation
  - World Web Finding
  - World Wide Window
- The first page of a website that a web browser opens is called its
  - Cover page
  - Home page
  - Top page
  - All of these
- You can send an email to
  - Only one person at a time
  - Any number of persons at a time
  - Two individuals at a time
  - None of these
- This is not a search engine.
  - Google.com
  - Google chrome
  - Yahoo.com
  - Ask.com
- In URL, U stands for
  - Unique
  - Union
  - Uniform
  - Utility

## B. Fill in the blanks using the words given in the clue box.

Website    Home    Download    Back    Reloads

- A collection of related web pages is called a Website.
- Do not download content from any website without your parent's permission.
- The Backward button on any web browser screen is used to go back to the previous page.
- The Refresh button on any web browser screen is used to reload a fresh copy of the web page.
- The first web page that opens when we open a website is called the Home page.

## C. Tick (✓) the correct statements and cross (X) out the incorrect ones.

- The Internet is also called the 'Net'.
- The Internet is owned by Microsoft Corporation.
- Mozilla Firefox is a search engine.
- Google Chrome is a web browser.
- We should spend a lot of time on the Internet.



**D. Match the following.**

- |                     |                                      |
|---------------------|--------------------------------------|
| 1. Email            | a. Saves the computer from virus (4) |
| 2. Internet service | b. Online banking (2)                |
| 3. Google Chrome    | c. Electronic mail (1)               |
| 4. Antivirus        | d. Designed by Google (3)            |

**E. Answer the following questions.**

- What do you understand by the following:
  - World Wide Web
  - Internet Service Provider
- What is a web browser? Give examples.
- Write any two precautions that you would take while working on the Internet.
- Differentiate between a website and a web page.
- Expand the following.
  - WWW
  - URL
  - Email



## Lab Activity

- Type the following URL on the web address bar of the web browser you are using and open an interesting website:  
<http://baucomes.wcpss.net/cool/sites/cool.html>  
Write about any two links that you liked the most from this website.
  - \_\_\_\_\_
  - \_\_\_\_\_
- Write the URL addresses of your favourite cartoon, sport and games sites.
  - \_\_\_\_\_
  - \_\_\_\_\_
  - \_\_\_\_\_

### Note to the Teacher

♦ Hold a debate in the class on the topic 'Internet—A Boon or a Curse'. A guided, effective approach to the flip side of the Internet is crucial and an absolute must for the students.

